
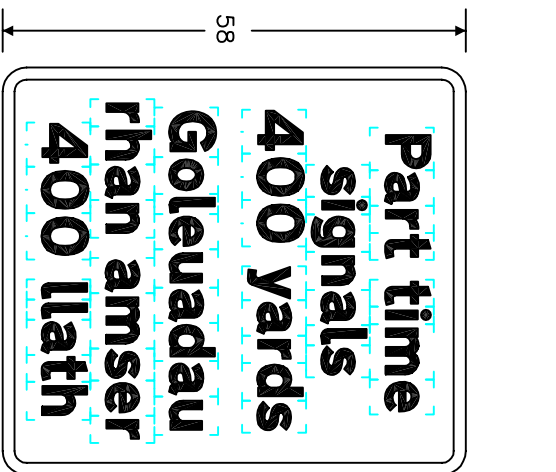

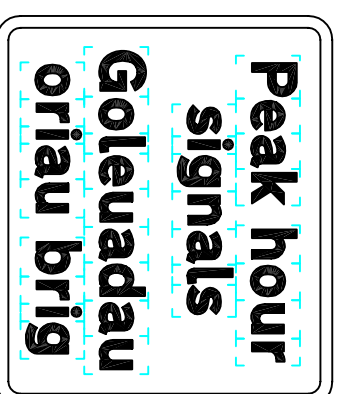
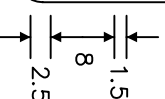


- Notes:-**
- The lettering is from the Transport Heavy alphabet at the 'x'-heights shown.
  - The outlines of the tiles do not form part of the sign.
  - The colours are as follows:-  
Background \_\_\_\_\_ White  
Legend, border & arrow \_\_\_\_\_ Black
  - The illumination of the sign must accord with the requirements of the current 'Traffic Signs Regulations and General Directions'.
  - The 'x'-heights shown are given in millimetres, all other dimensions are given in stroke widths (i.e.  $1s/w = 1/4x\text{'-height}$ ).
  - The sign is designed in accordance with the current design rules.
  - The order of languages may be reversed if required.
  - This plate is for use with P 543 (Traffic signals ahead) and the light signals in P 3000, 3000.7, 3000.8, 3000.9 & 3000.10.



Variants



REVISIONS

1.	No. chgd. from WO/WBM 543.1, notes amended 19.1.89
2.	Variant added and dimensions amended 21.11.94.
3.	Redrawn & notes amended 11.8.99
4.	Legend amended 3.1.02
5.	Variants added 23.2.05
6.	Notes amended 3.1.07

Before using this drawing confirm with RNM3 Division that it has not been superseded.

Drn.	A. T. I.	Appd.
Chkd.		Appl. date 2.12.87.
Issue:	3.1.07	
Scale:	Proto-reduced	

Title  
Supplementary Plate  
PART TIME SIGNALS

WELSH ASSEMBLY GOVERNMENT

Drwg. no. WAG/P 543.1