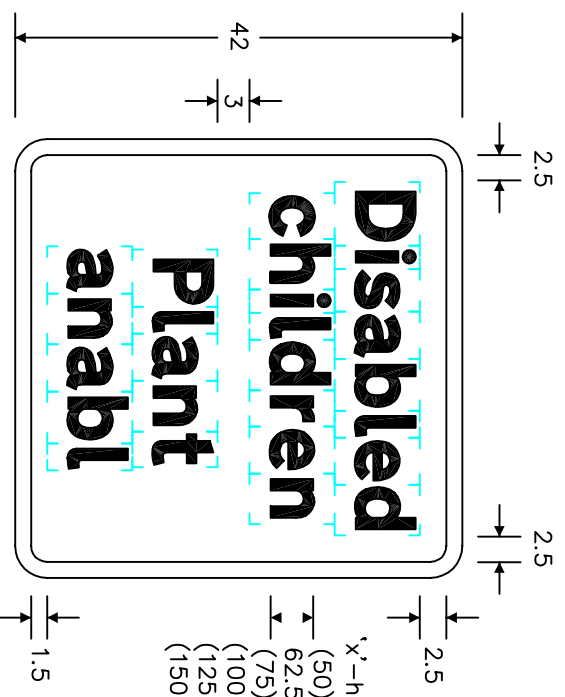


Notes:-

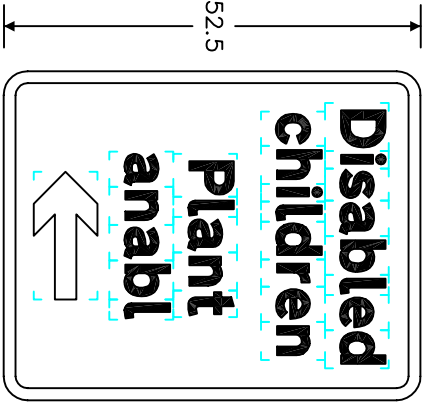


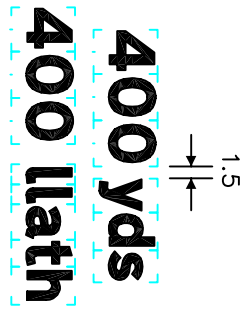
1. The lettering is from the Transport Heavy alphabet at the 'x'-heights shown
2. The outlines of the tiles do not form part of the sign.
3. The colours are as follows:-

Background White
 Legend, border & arrow Black

4. The illumination of the sign must accord with the requirements of the current 'Traffic Signs Regulations and General Directions'.
5. The 'x'-heights shown are given in millimetres, all other dimensions are given in stroke widths (i.e. 1s/w = 1/4'x'-height).
6. The sign is designed in accordance with the current design rules.
7. The order of languages may be reversed if required.
8. Blind children (Plant doll) or Deaf children (Plant byddar) may replace Disabled children.



'x'-ht.	triangle height
(50)	600
62.5	600
(75)	750
(100)	900
(125)	1200
(150)	1200



Variants

REVISIONS	
1.	Legend, dims. & 'x'-hts amended & variants added 3.3.95
2.	Redrawn & notes amended 12.8.99
3.	Variants added & notes amended 23.2.05
4.	Notes amended 3.1.07

Before using this drawing confirm with RMA3 Division that it has not been superseded.	
Drn. A.1.1.	Appd.
Issue: 3.1.07	Appl. date: 1.2.89.
Scale: Photo-reduced	

Title	Supplementary Plates
DISABLED CHILDREN	
for use with P 545	
WELSH ASSEMBLY GOVERNMENT	

Drwg. no.	WAG/P 547.7
-----------	-------------