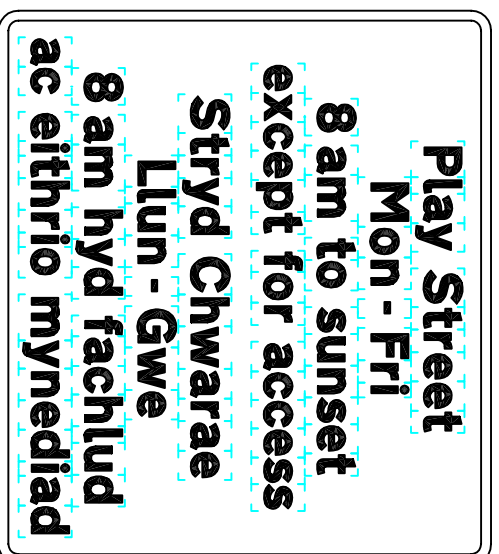
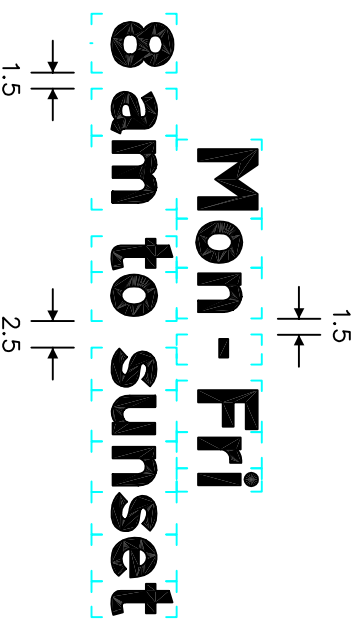
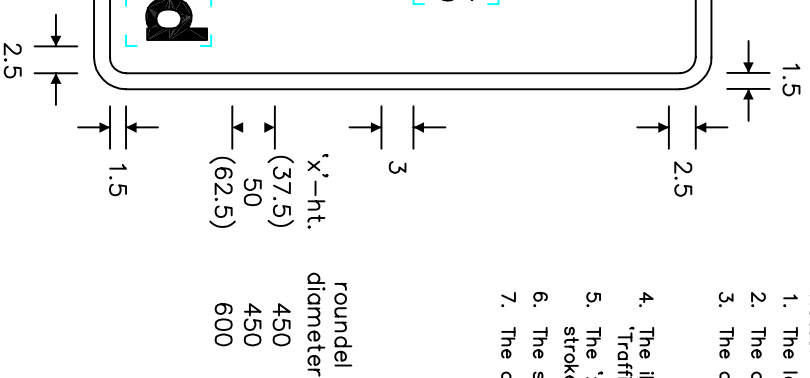


Notes:-

- The legend is from the Transport Heavy Alphabet at the 'x'-heights shown.
- The outlines of the tiles do not form part of the sign.
- The colours are as follows:-
Background ——— White
Border & legend ——— Black
- The illumination of the sign must accord with the requirements of the current 'Traffic Signs Regulations and General Directions'.
- The 'x'-heights shown are given in millimetres, all other dimensions are given in stroke widths (ie. $1s/w = 1/4 \times \text{'x'-height}$).
- The sign is designed in accordance with the current design rules.
- The order of languages may be reversed if required.



Variant



REVISIONS

1.	Redrawn	8.7.84
2.	Layout and dimensions amended	26.7.95
3.	Legend amended	25.1.02
4.	Legend amended	23.1.03
5.	Variant added & notes amended	9.3.05
6.	Notes amended	1.2.07

Before using this drawing confirm with RNMS Division that it has not been superseded.

Dn. A.T.I. Appd.

Chkd. Appl. dcte 5.2.84

Issue: 1.2.07

Scale: Photo-reduced

Title Regulatorly Signs

PLAY STREET

WELSH ASSEMBLY GOVERNMENT

Drwg. no. WAG/P 618