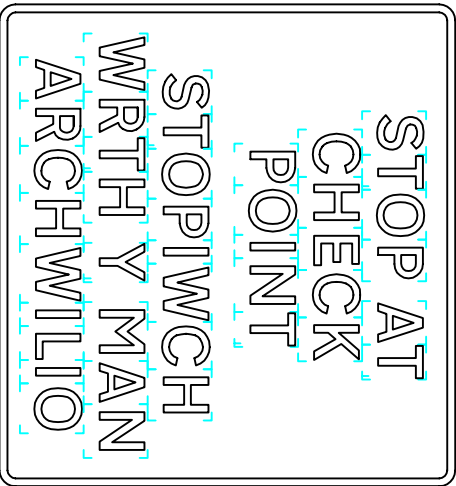
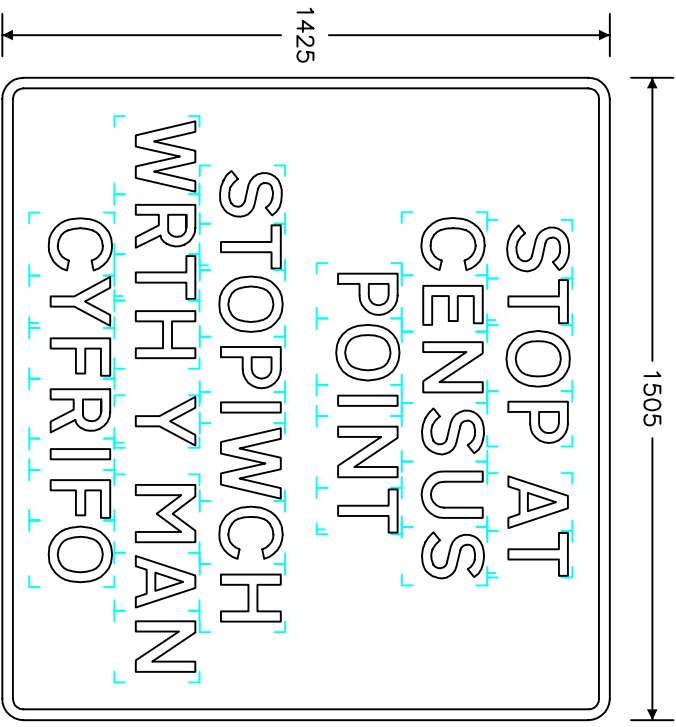
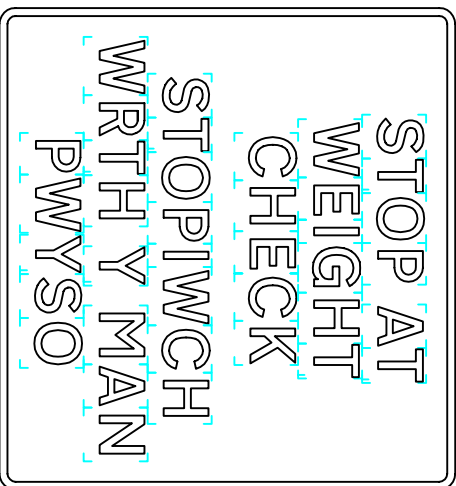


Notes:-

1. The legend is from the Transport Medium alphabet at the 'x'-heights shown.
2. The outlines of the tiles do not form part of the sign.
3. The colours are as follows:-
Legend & borders _____ White
Background _____ Blue
4. The illumination of the sign must accord with the requirements of the current 'Traffic Signs Regulations and General Directions'.
5. The sign is designed in accordance with the current design rules.
6. The order of languages may be reversed if required.
7. All dimensions are given in millimetres.



Variants
(at smaller scale)



REVISIONS

1.	Redrawn	5.9.85
2.	Alternative dimensions added to WC/MM	830.2 18.12.87
3.	Redrawn	3.1.96
4.	Redrawn & notes amended	14.10.99
5.	Legend amended	28.8.03
6.	Notes amended	6.3.07
7.	Legend amended	3.10.08

Before using this drawing confirm with RNM3 Division that it has not been superseded.

Drn.	A. T. I.	Appd.
Chkd.		Appl. date
Issue:	3.10.08	
Scale:	Photo-reduced	

Title
Informatory Sign
STOP AT
CENSUS/WEIGHT
CHECK

WELSH ASSEMBLY GOVERNMENT
Drwg. no. WAG/P 830