
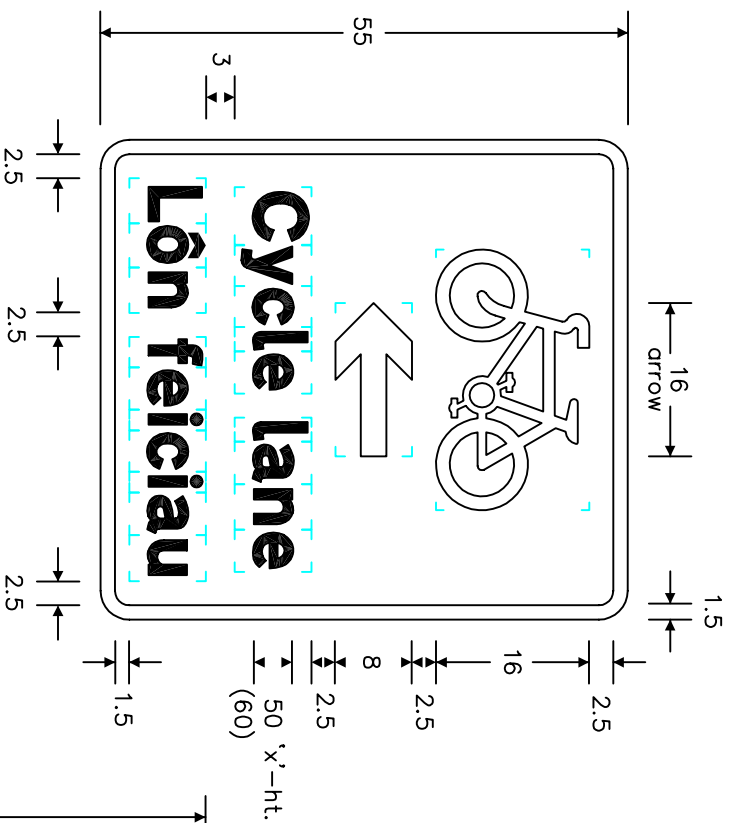
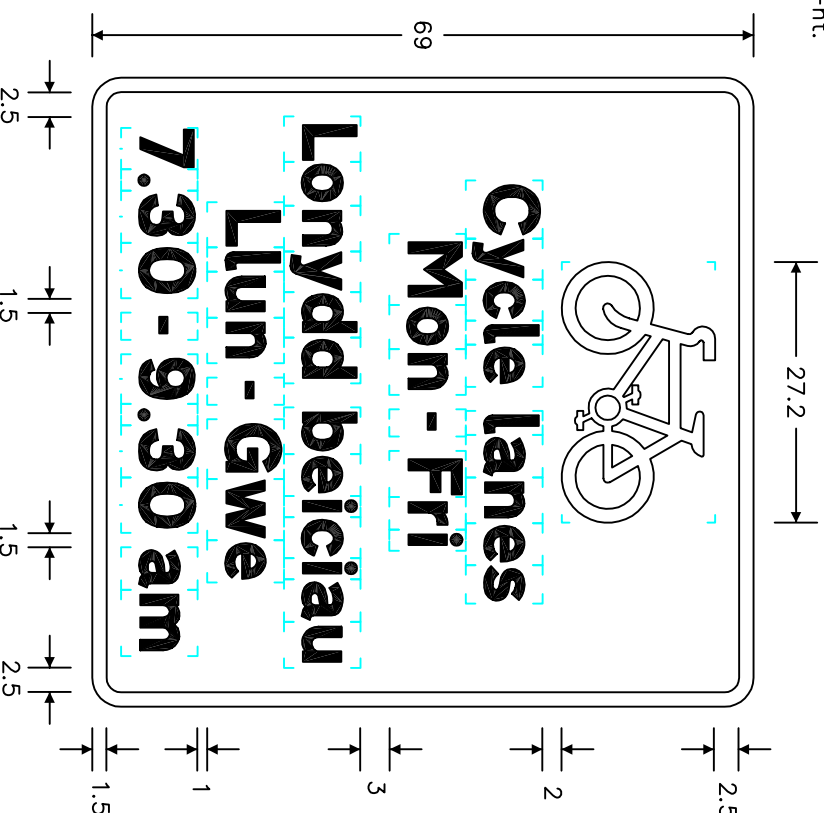


Notes:-

1. The legend is from the Transport Heavy alphabet at the 'x'-heights shown.
2. Details of the symbol are given on drawing S 25 sheet 1.
3. The outlines of the ties do not form part of the sign.
4. The colours are as follows:-
Legend, symbol, _____ Black
arrow & border, _____ Black
Background _____ White
5. The illumination of the sign must accord with the requirements of the current 'Traffic Signs Regulations and General Directions'.
6. The 'x'-heights shown are given in millimetres, all other dimensions are given in stroke widths (i.e. $1s/w = 1/4 \times \text{'x'-height}$).
7. The order of languages may be reversed if required.



Variants



REVISIONS

1.	Dim's. chgd., no. chgd. from WBW 812.8	11.10.82
2.	Variants added	2.10.86
3.	Legends separated	14.3.90
4.	Dim's. & variants chgd., no. chgd. from 812.6	27.8.96
5.	Redrawn & notes amended	10.11.03
6.	Notes amended	20.3.07

Before using this drawing, confirm with RNMS Division that it has not been superseded.
Dn. A.T.I. Appd. Appl. dote 27.11.81

Issue: 20.3.07

Scale: Photo-reduced

Title

Cycle Signs

CYCLE LANE ON ROAD
AT JUNCTION AHEAD

WELSH ASSEMBLY GOVERNMENT

Drwg. no.

WAG/P 962.1